








DESIGN KEY

-  New Traffic Direction
-  Existing Traffic Direction
-  New Double Yellow Lines
-  Existing Road Markings
-  Existing Parking Bays
-  New One Way Section of Road
-  No Change to Parking Bays or Loading Restrictions

